



# White Floorstand for Microsoft Hub2

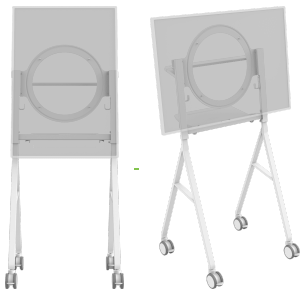
VFM-F10/HB EU SAP: 5542064

[vav.link/vfm-f10-hb](http://vav.link/vfm-f10-hb)

Portable flipchart-style floor stand  
For Microsoft Hub2  
Fix display portrait or landscape  
Cable management inside legs  
Large 4" wheels  
Tilts from 7° to vertical

Vision's VFM-F10 floorstand has an aesthetic which leans into the user and has a sense of stability. Big wheels make it easy to move, and the geometry is designed to minimize trip hazards so the user can interact with the display as naturally as possible, while still meeting tough UL1678 stability regulations.

The fine structure *perfectly* compliments Microsoft's Hub2.



## UL1678 Approved

To get this certification the display is installed, the wheels are locked, then the floor is tipped 10° in every direction; the stand mustn't tip over. This limits to SWL of this floorstand to 45 kg (99 lb).

## 350x350 Halo

The Halo perfectly matches the round "bump" on the back of the Hub2.

## Portrait or Landscape

The Hub2 can be fixed to the stand in either portrait or landscape.

## Sitting Down?

For users who are sitting down they can lean the Hub forward to vertical to reduce glare and make sure the conference camera is pointed at them. For users who are standing the display sits at a 7° angle.

## 4" Wheels

Medical-grade 4" (100 mm) castors glide over any bumps, making the stand easy to pull even on deep carpet. Big wheels reduce vibration of your expensive AV equipment. All wheels are lockable.

## Cable Management

Hide cables in the lower section of the rear legs. The excellent cable management reduces the chance of the wheels rolling over the cables when you adjust the floor stand.

## Cable Hooks

Two generous hooks around the back allow cables to be stashed out of sight. Particularly useful to hang power extension cables on when you need to move it.

## Flip-up shelf

The rear shelf is 460 mm (18.1") wide - big enough for a laptop and mouse. If it's not needed just fold it up out of the way, or take it off.

## Side By Side


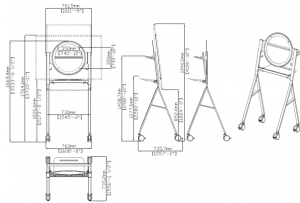
The legs are not wider than the display in portrait mode so multiple displays can be parked next to each other.

## Get Through Doorways

At only 652 mm (25.7") deep this stand fits through standard doorways no problem.

## Optional Hub Battery Bracket

A bracket is available which supports the Microsoft APC battery for Hub2 underneath the shelf, out of the way. *Note: available 2020 Q2.*



VISION

## IMAGE

Product Images

**ZIP 27.09 MB**

<files.visionaudiovisual.com/products/VFM-F10-HB/images/VFM-F10-HB.zip>

## SPECIFICATIONS

### PRODUCT DIMENSIONS

check drawing

### PACKAGED DIMENSIONS

VFM-F10/WH: 1400 x 700 x 90 mm / 55.1" x 27.6" x 3.5" (length x width x height) VFM-F10HALO: 655 x 590 x 110 mm / 25.8" x 23.2" x 4.3" (length x width x height)

### PRODUCT WEIGHT

VFM-F10/WH: 22.9 kg (50.5 lbs) VFM-F10HALO: 5.0 kg (11.0 lbs)

### PACKAGED WEIGHT

VFM-F10/WH: 26.4 kg (58.2 lbs) VFM-F10HALO: 6.0 kg (13.2 lbs)

### SAFE WORKING LOAD (SWL)

45 kg (99 lbs)

### SHELF SAFE WORKING LOAD

5 kg (11 lbs)

### CONSTRUCTION MATERIAL

Steel

### COLOUR

White

### WARRANTY

Lifetime return-to-base

### COMPLIANCES

REACH UL1678

### ORDER PART CODE

Kit Part Code: VFM-F10/HB [EU SAP: 5542064 / US SAP: tba] Contains: 1 x VFM-F10/WH [EU SAP: 5252503 / US SAP: 13777628] 1 x VFM-F10HALO [EU SAP: 5539032 / US SAP: tba]