

## ACCESSORIES

**1**  
YEAR  
WARRANTY

### UNIVERSAL TEXTILE FIXING RING

Ref. 001089

Universal textile ring



High-strength hypalon ring

1 attachment point




Allows a terminal to be attached at a single point

Compatibility with all terminals



Fixing system compatible with 99% of terminals -  
With or without protective case

Shoulder strap compatibility



Compatible with all Mobilis<sup>®</sup> shoulder straps

Dimensions



Compatible with ZEBRA docking inserts/shim



Compatible with Zebra booted and non-booted Inserts/Shims :  
SHIM-CRD-NGTC5 (pack of 2)  
Compatible with Zebra charging accessories: Single Slot (CRD-NGTC5-2SC1B / CRD-NGTC5-2SE1B) and Multi Slot Cradle (CRD-NGTC5-5SC5D / CRD-NGTC5-5SE5D / CDR-NGTC5-5SC4B)

### SPECIFICATIONS

| Ref    | Product                            | EAN Code      | Packed product weight |
|--------|------------------------------------|---------------|-----------------------|
| 001089 | Universal Hypalon D-ring - PACK X4 | 3700992529301 | 10 g                  |

[datacapture.mobiliscase.com](http://datacapture.mobiliscase.com)

@MOBILIS DataCapture
 @Mobiliscase DataCapture
 @Mobiliscase
 @Mobiliscase

MOBILISDATA CAPTURE<sup>®</sup>, the MOBILISDATA CAPTURE<sup>®</sup> logos (logo MOBILIS DATA CAPTURE<sup>®</sup>, logo MOBILIS<sup>®</sup> DC et logo M), and other distinctive signs appearing on this file are trademarks of MOBILIS DEVELOPMENT. All logos are also protected by Copyright. Non-contractual pictures.


# ACCESSORIES

## INSTALLATION DE LA BOUCLE TEXTILE DANS LE TERMINAL OU LA COQUE INSTALLATION OF THE TEXTILE HOOK IN THE TERMINAL OR THE CASE



REF 001089

COMPATIBLE AVEC 99% DES TERMINAUX DU MARCHÉ  
COMPATIBLE WITH 99% OF THE TERMINALS ON THE MARKET

- 1** PASSER LA FLÈCHE VERS LE BAS DANS L'ENCOCHE DU TERMINAL OU DE LA COQUE  
PASS THE DOWNWARD ARROW THROUGH THE NOTCH OF THE TERMINAL OR THE CASE



- 2** REPLACER LA FLÈCHE VERS LE HAUT ET LA PASSER DANS LA FENTE DE LA BANDE TEXTILE  
REPLACE THE ARROW UPWARDS AND PASS IT THROUGH THE SLOT OF THE TEXTILE BAND



ACCROCHER L'ANNEAU TEXTILE À LA BANDOULIÈRE  
HANG THE TEXTILE RING ON THE SHOULDER STRAP

