



Mi Sports Bluetooth Earphones  
User Manual

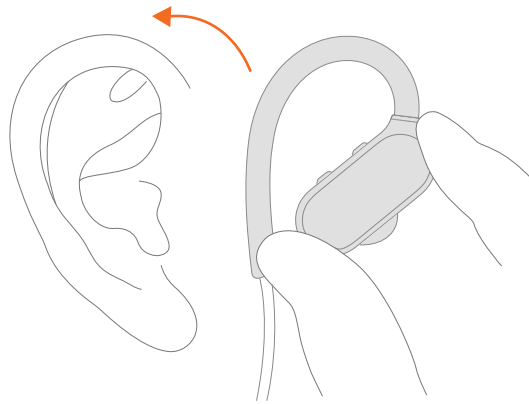
## Getting started

**a** Select and install ear tips

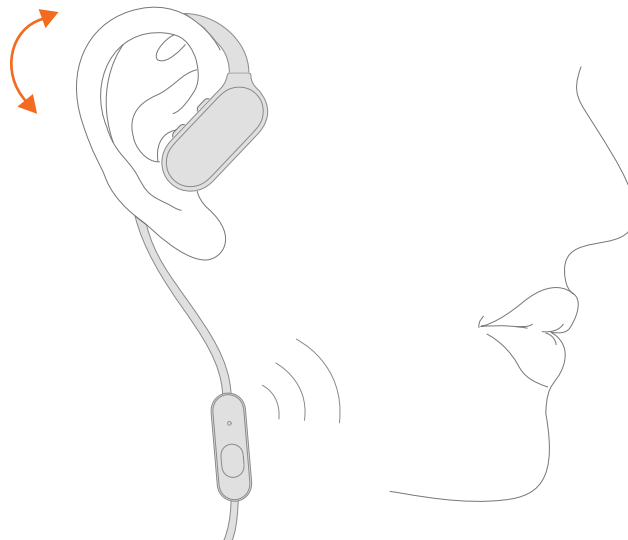


Medium ear tips suit most people, try them before you decide to switch to a different size.

**b** Find your fit

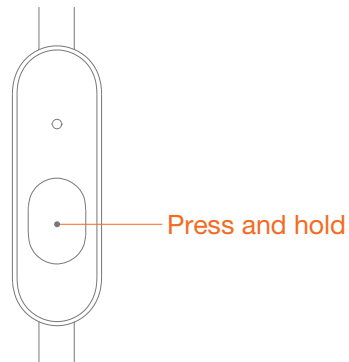


Put the earhook over the back of your ear and insert the earphone into the ear canal. Adjust by twisting into position if the fit isn't right.

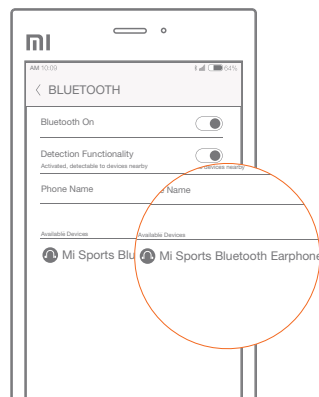


Move the microphone closer to your mouth for better sound during phone conversations.

## C Pair with the phone

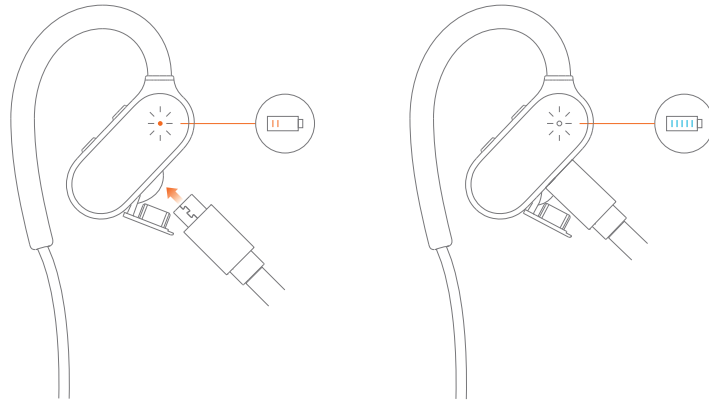


The earphones are ready to be paired when you use them for the first time. To pair again, press and hold the button until the light turns white and starts blinking.



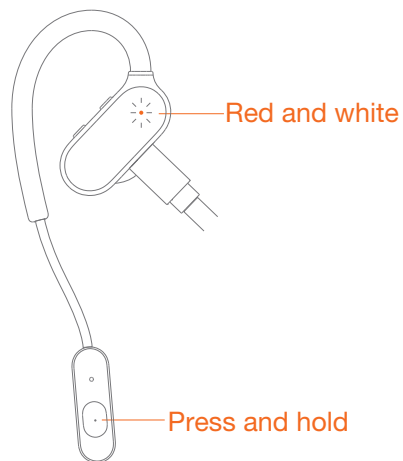
Find "Mi Sports Bluetooth Earphones" among the devices on your phone and connect.

## Charging



When the power is low, the light will turn red and start blinking. You'll hear a notification sound as well.

## Factory reset

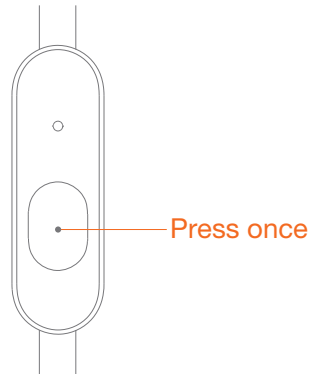


When the earphones are charging, press and hold the multifunction button until the light starts blinking red and white.

## Features

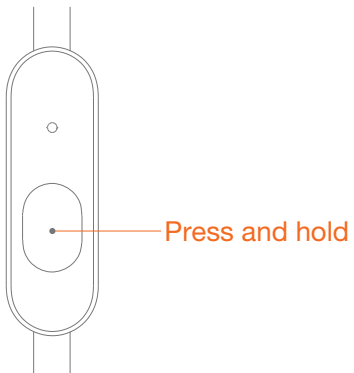
### Answer calls

Press the multifunction button once when the light turns white and starts flashing.



### Reject calls

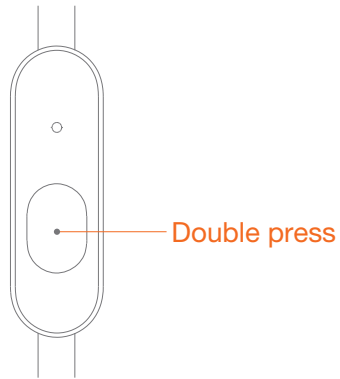
Press and hold the multifunction button when the light turns white and starts flashing.



## Redial last outgoing number

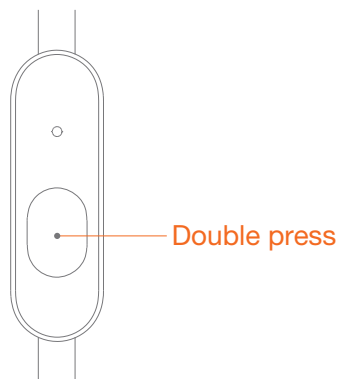
Double press the multifunction button in standby mode

Note: This feature might work differently with some carriers.



## Mute

Double press the multifunction button during the conversation.



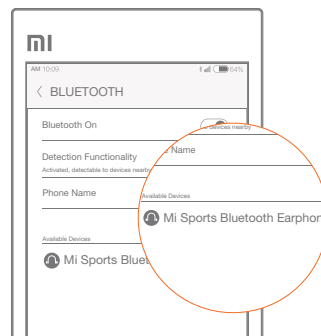
## Connect 2 phones

1. Connect to the first phone and turn off the earphones.
2. Press and hold the button until the light turns white and starts blinking. Find "Mi Sports Bluetooth Earphones" among the devices on the second phone and connect.



Second phone

3. After the second phone is connected, confirm the connection on the first phone.



First phone



## Accept calls from 2 phones and switch between conversations

When you receive a call on the second phone while in conversation on the first phone, double press the multifunction button to put the first call on hold and switch to the second one. Double press the multifunction button every time you want to switch between calls.

## Switch between earphones and receiver

Press and hold the multifunction button for 1 second during a call to switch between the earphones and your phone's receiver.

## Play/Pause

Press the multifunction button while in standby mode to play music, press again to pause.

## Voice assistant

Press and hold the multifunction button for 1 second to trigger your phone's voice assistant (for example, Siri).

## 1. EU Declaration of Conformity



WE Xiaomi Communications Co., Ltd., hereby, declares that this equipment is in compliance with the applicable Directives and European Norms, and amendments. .

## 2. WEEE Disposal and Recycling Information



Correct Disposal of this product. This marking indicates that this product should not be disposal with other household wastes through out the EU. To prevent possible harm to the environment or human health from uncontrolled waste disposal, recycle it responsibly to promote the sustainable reuse of material resources. To return your used device, please use the return and collection systems or contact the retailer where the product was purchased.They can take this product for environmental safe recycling.

## 3. Regulatory Notice for Users in EU

Hereby, Xiaomi Communications Co., Ltd., declares that the wireless equipment is in compliance with the essential requirements and other relevant provisions of Directive 1999/5/EC. (more details refer to Doc RN database)

## 4. Federal Communications Commission Declaration of Conformity

This device complies with Part 15 of the FCC Rules. Operation is subject to the following two conditions:

- (1) this device may not cause harmful interference, and
- (2) this device must accept any interference received, including interference that may cause undesired operation.

## 5. Regulatory Notice for Users in USA

USA — Federal Communications Commission (FCC)

This device are granted with following FCC ID by Federal Communications Commission (FCC)

FCC ID: 2AFZY-YDLYEJ01LM

RF exposure warning

- This equipment must be installed and operated in accordance with provided instructions and the antenna(s) used for this transmitter must be installed to provide a separation distance of at least 20 cm from all persons and must not be co-located or operating in conjunction with any other antenna or transmitter. End-users and installers must be provide with antenna installation instructions and transmitter operating conditions for satisfying RF exposure compliance

## Product features



Bluetooth 4.1

Bluetooth 4.1 is compatible with most phones and tablets



CSR Bluetooth chip



Earhooks optimized for workouts



aptX audio technology

### Specs

Product name: Mi Sports Bluetooth Earphones

Size: 27×29×30mm

Charging time: 2 hours

Standby time: 280 hours

Bluetooth version: 4.1

Battery type: Lithium-ion polymer battery

Model: YDLYEJ01LM

Weight: 18g

Operating range: 10m

Maximum playback time: 7 hours

Battery capacity: 100mAh

Bluetooth profiles: HFP/A2DP/HSP/AVRCP

Go to [www.mi.com](http://www.mi.com) to learn more

Contact customer service to learn more

Online support: [www.mi.com/service](http://www.mi.com/service)

Principal: Xiaomi Communications Co., Ltd.

Manufacturer: Dongguan Liesheng Electronics Co., Ltd  
(a Mi Ecosystem Company)

Address: Guangdong Province, Dongguan City, South District, Gaosheng Technology Park North Area, Building B, Floor 5, China