

OptiPlex 5490 All-In-One

Setup and Specifications

Notes, cautions, and warnings

 **NOTE:** A NOTE indicates important information that helps you make better use of your product.

 **CAUTION:** A CAUTION indicates either potential damage to hardware or loss of data and tells you how to avoid the problem.

 **WARNING:** A WARNING indicates a potential for property damage, personal injury, or death.

Chapter 1: Set up your Optiplex 5490.....	4
Chapter 2: Views of Optiplex 5490.....	11
Front.....	11
Retractable camera.....	12
Left.....	13
Right.....	14
Back.....	15
Bottom.....	16
Inside view of your computer.....	17
System board layout.....	19
Chapter 3: Specifications of Optiplex 5490.....	20
Dimensions and weight.....	20
Processors.....	21
Chipset.....	22
Operating system.....	23
Memory.....	23
Memory configuration matrix.....	23
External ports.....	24
Internal slots.....	24
Ethernet.....	25
Wireless module.....	25
Audio.....	25
Storage.....	26
Media-card reader.....	27
Camera.....	27
Power ratings.....	28
Power supply connectors.....	29
Display.....	29
GPU—Integrated.....	30
GPU—Discrete.....	30
Computer environment.....	30
Security.....	31
Data security.....	31
Environmental.....	32
Regulatory.....	32
Operating and storage environment.....	32
Chapter 4: Getting help and contacting Dell.....	34

Set up your Optiplex 5490

NOTE: The images in this document may differ from your computer depending on the configuration you ordered.

1. Set up the stand.




Figure 1. Fixed stand



Figure 2. Height Adjustable Stand

i **NOTE:** Follow the same procedure to install the Height Adjustable Stand with Optical Disk Drive.

2. Set up the keyboard and mouse.

i **NOTE:** For setup instructions, see the documentation shipped with the keyboard and mouse.



3. Route the power cable through the stand, then connect the power cable.



4. Press the power button.



5. Finish operating system setup.

For Ubuntu:


Follow the on-screen instructions to complete the setup. For more information about installing and configuring Ubuntu, search in the Knowledge Base Resource at www.dell.com/support.

For Windows:

Follow the on-screen instructions to complete the setup. When setting up, Dell Technologies recommends that you:

- Connect to a network for Windows updates.

NOTE: If connecting to a secured wireless network, enter the password for the wireless network access when prompted.



- If connected to the internet, sign-in with or create a Microsoft account. If not connected to the internet, create an offline account.
- On the **Support and Protection** screen, enter your contact details.

6. Locate and use Dell apps from the Windows Start menu—Recommended

Table 1. Locate Dell apps




Resources	Description
	<p>My Dell</p> <p>Centralized location for key Dell applications, help articles, and other important information about your computer. It also notifies you about the warranty status, recommended accessories, and software updates if available.</p>
	<p>SupportAssist</p> <p>SupportAssist proactively and predictively identifies hardware and software issues on your computer and automates the engagement process with Dell Technical support. It addresses performance and stabilization issues, prevents security threats, monitors, and detects hardware failures. For more information, see <i>SupportAssist for Home PCs User's Guide</i> at www.dell.com/serviceabilitytools. Click SupportAssist and then, click SupportAssist for Home PCs.</p> <p>NOTE: In SupportAssist, click the warranty expiry date to renew or upgrade your warranty.</p>
	<p>Dell Update</p> <p>Updates your computer with critical fixes and latest device drivers as they become available. For more information on using Dell Update, search in the Knowledge Base Resource at www.dell.com/support.</p>

Table 1. Locate Dell apps (continued)

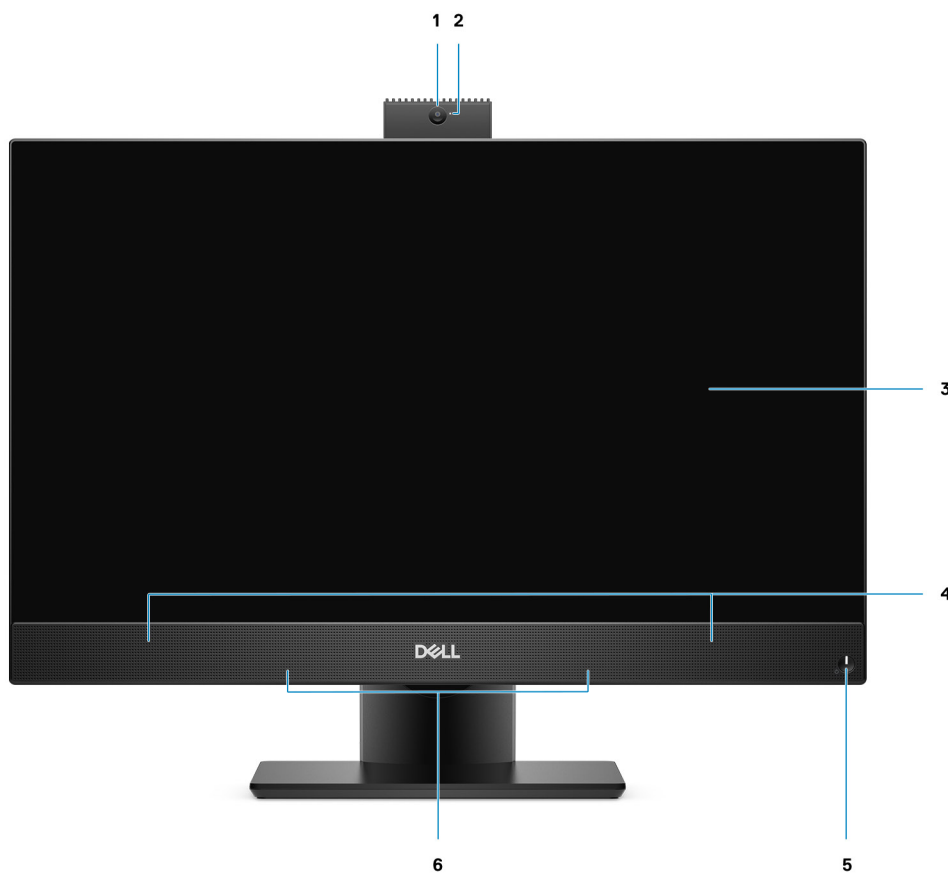
Resources	Description
	<p>Dell Digital Delivery</p> <p>Download software applications, which are purchased but not preinstalled on your computer. For more information on using Dell Digital Delivery, search in the Knowledge Base Resource at www.dell.com/support.</p>

Views of Optiplex 5490

Topics:

- Front
- Retractable camera
- Left
- Right
- Back
- Bottom
- Inside view of your computer
- System board layout

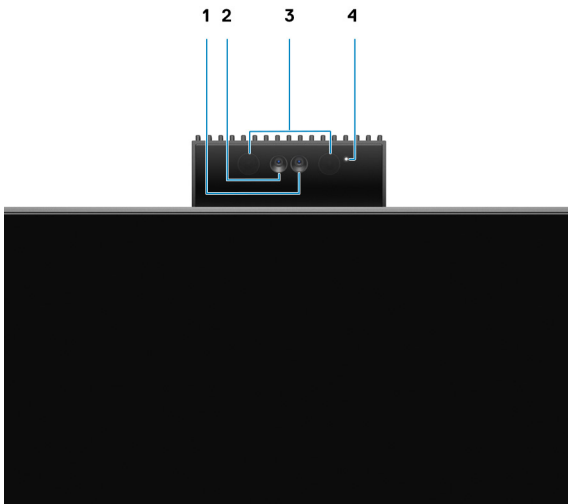
Front



1. Full HD webcam
2. Camera-status light
3. Display
4. Speakers
5. Power button/power-status indicator

6. Array microphones

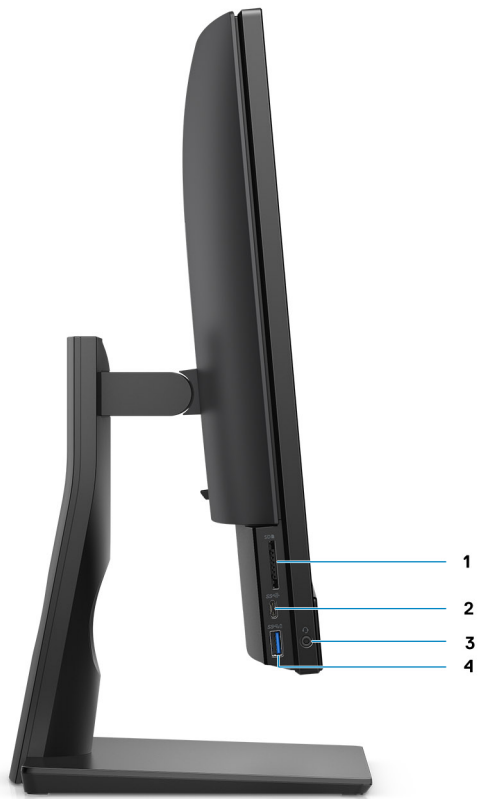
Retractable camera



i **NOTE:** Depending on the configuration ordered, your computer will have only RGB camera or both RGB camera and Infrared camera.

1. Full HD camera
2. Infrared camera
3. Infrared emitter
4. Camera-status light

Left



1. SD 4.0 card slot
2. USB 3.2 Gen 2x1 Type-C port
3. Universal audio port
4. USB 3.2 Gen 1 port with PowerShare

Right



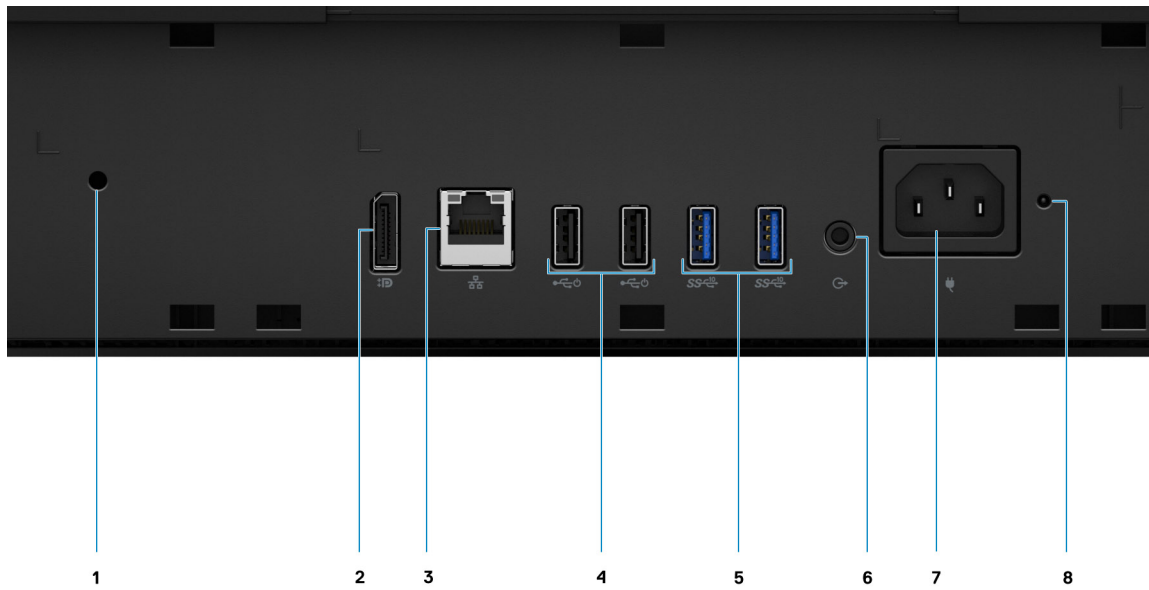
1. Hard-drive status indicator

Back




1. Back cover
2. Stand cover
3. Kensington security-cable slot
4. Bottom cover
5. Stand

Bottom




- 1. Cable cover screw hole
- 2. DP++ 1.4/HDCP 2.3 port
- 3. RJ-45 Ethernet port
- 4. USB 2.0 ports with Smart Power On
- 5. USB 3.2 Gen 2 ports
- 6. Line-out audio port
- 7. Power connector
- 8. PSU status indicator LED



1. Display Built-in Self Test button
2. Service tag label

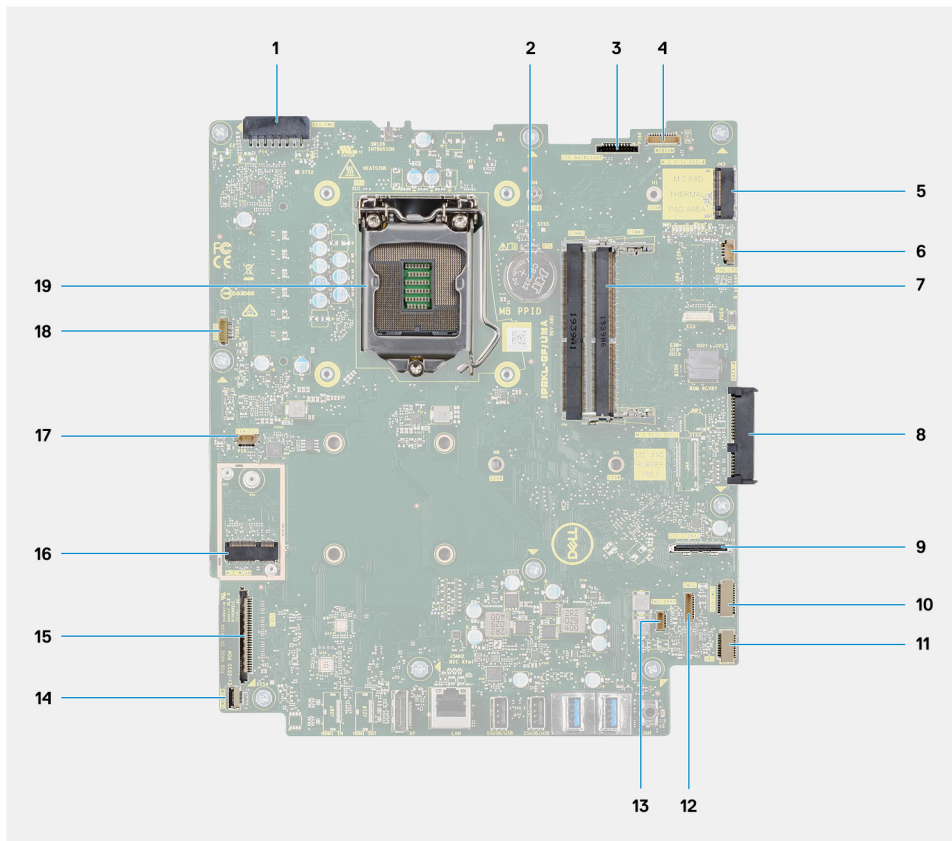
Inside view of your computer

NOTE: The appearance of heat sink differs depending on the graphics configuration you ordered.



1. Wireless card
2. System board
3. Camera assembly
4. Heat sink
5. M.2 2230/2280 solid-state drive
6. Processor fan
7. Memory module
8. Hard drive
9. Coin-cell battery
10. Side-I/O board
11. Speakers
12. Power-button board
13. Microphones
14. Power-supply fan
15. Power-supply unit

System board layout



1. Power-supply unit (PSU) cable connector
2. Coin-cell battery
3. Display back-light cable connector
4. Camera cable connector
5. M.2 2230/2280 solid-state drive connector
6. Processor-fan cable connector
7. Memory module
8. Hard-drive connector
9. Side IO-signal cable connector
10. Side IO-power cable connector
11. Audio-board cable connector
12. Microphone-module cable connector
13. Speaker cable connector
14. Power-button cable connector
15. Display cable connector
16. M.2 WLAN connector
17. PSU-fan cable connector
18. Touch-screen cable connector
19. Processor

Specifications of Optiplex 5490

Topics:

- Dimensions and weight
- Processors
- Chipset
- Operating system
- Memory
- External ports
- Internal slots
- Ethernet
- Wireless module
- Audio
- Storage
- Media-card reader
- Camera
- Power ratings
- Display
- GPU—Integrated
- GPU—Discrete
- Computer environment
- Security
- Data security
- Environmental
- Regulatory
- Operating and storage environment

Dimensions and weight

Table 2. Dimensions and weight

Description	Values for touch display	Values for nontouch display
Height	344.00 mm (13.54 in.)	344.00 mm (13.54 in.)
Width	540.20 mm (21.26 in.)	540.20 mm (21.26 in.)
Depth	52.80 mm (2.07 in.)	52.60 mm (2.07 in.)
Weight (maximum)	6.27 kg (13.82 lb)	6.54 kg (14.42 lb)
Weight (Minimum)	5.78 kg (12.74 lb)	5.02 kg (13.27 lb)

NOTE: The weight of your system depends on the configuration that is ordered and the manufacturing variability.

Processors

The following table lists the details of the processors supported by your OptiPlex 5490:

i NOTE: Global Standard Products (GSP) are a subset of Dell's relationship products that are managed for availability and synchronized transitions on a worldwide basis. They ensure that the same platform is available for purchase globally. This allows customers to reduce the number of configurations managed on a worldwide basis, thereby reducing their costs. They also enable companies to implement global IT standards by locking in specific product configurations worldwide.

Device Guard (DG) and Credential Guard (CG) are the new security features that only available on Windows Enterprise today. Device Guard is a combination of enterprise-related hardware and software security features. When you configure together, it locks a device down so that it can only run trusted applications. If it is not a trusted application, it cannot run. Credential Guard uses virtualization-based security to isolate secrets (credentials) so that only privileged system software can access them. Unauthorized access to these secrets can lead to credential theft attacks. Credential Guard prevents these attacks by protecting NTLM password hashes and Kerberos Ticket Granting Tickets.

i NOTE: Processor numbers are not a measure of performance. Processor availability subject to change and may vary by region/country.

Table 3. Processors for Integrated graphics configuration

Processors	Wattage	Core count	Thread count	Speed	Cache	Integrated graphics
10 th Generation Intel Pentium G6405T	35 W	2	4	Up to 3.50 GHz	4 MB	Intel UHD Graphics 630
10 th Generation Intel Core i3-10105T	35 W	4	8	3 GHz to 3.90 GHz	6 MB	Intel UHD Graphics 630
10 th Generation Intel Core i3-10305T	35 W	4	8	3 GHz to 4 GHz	8 MB	Intel UHD Graphics 630
10 th Generation Intel Core i5-10500T	35 W	6	12	2.30 GHz to 3.80 GHz	12 MB	Intel UHD Graphics 630
10 th Generation Intel Core i5-10600T	35 W	6	12	2.40 GHz to 4 GHz	12 MB	Intel UHD Graphics 630
10 th Generation Intel Core i7-10700T	35 W	8	16	2 GHz to 4.50 GHz	16 MB	Intel UHD Graphics 630
11 th Generation Intel Core i5-11400T	35 W	6	12	1.30 GHz to 3.70 GHz	12 MB	Intel UHD Graphics 730
11 th Generation Intel Core i5-11500T	35 W	6	12	1.50 GHz to 3.90 GHz	12 MB	Intel UHD Graphics 750
11 th Generation Intel Core i5-11600T	35 W	6	12	1.70 GHz to 4.10 GHz	12 MB	Intel UHD Graphics 750
11 th Generation Intel Core i7-11700T	35 W	8	16	1.40 GHz to 4.60 GHz	16 MB	Intel UHD Graphics 750

Table 4. Processors for discrete graphics configuration

Processors	Wattage	Core count	Thread count	Speed	Cache	Discrete graphics
10 th Generation Intel Pentium G6405	58 W	2	4	Up to 4.10 GHz	4 MB	NVIDIA GeForce GTX 1650
10 th Generation Intel Core i3-10105	65 W	4	8	3.70 GHz to 4.40 GHz	6 MB	NVIDIA GeForce GTX 1650
10 th Generation Intel Core i3-10305	65 W	4	8	3.80 GHz to 4.50 GHz	8 MB	NVIDIA GeForce GTX 1650

Table 4. Processors for discrete graphics configuration (continued)

Processors	Wattage	Core count	Thread count	Speed	Cache	Discrete graphics
10 th Generation Intel Core i5-10500	65 W	6	12	3.10 GHz to 4.50 GHz	12 MB	NVIDIA GeForce GTX 1650
10 th Generation Intel Core i5-10505	65 W	6	12	3.20 GHz to 4.60 GHz	12 MB	NVIDIA GeForce GTX 1650
10 th Generation Intel Core i5-10600	65 W	6	12	3.30 GHz to 4.80 GHz	12 MB	NVIDIA GeForce GTX 1650
10 th Generation Intel Core i7-10700	65 W	8	16	2.90 GHz to 4.80 GHz	16 MB	NVIDIA GeForce GTX 1650
11 th Generation Intel Core i5-11400	65 W	6	12	2.60 GHz to 4.40 GHz	12 MB	NVIDIA GeForce GTX 1650
11 th Generation Intel Core i5-11500	65 W	6	12	2.70 GHz to 4.60 GHz	12 MB	NVIDIA GeForce GTX 1650
11 th Generation Intel Core i5-11600	65 W	6	12	2.80 GHz to 4.80 GHz	12 MB	NVIDIA GeForce GTX 1650
11 th Generation Intel Core i7-11700	65 W	8	16	2.50 GHz to 4.90 GHz	16 MB	NVIDIA GeForce GTX 1650

Chipset

The following table lists the details of the chipset supported by your OptiPlex 5490 All-in-One.

Table 5. Chipset

Description	Values
Chipset	Intel Q570
Processor	<ul style="list-style-type: none"> 10th Generation Intel Pentium 10th Generation Intel Core i3/i5/i7 11th Generation Intel Core i5/i7
DRAM bus width	<ul style="list-style-type: none"> 64-bit (for single-channel) 128-bit (for dual-channel)
Flash EPROM	32 MB
PCIe bus	Gen 3.0
Non-volatile memory	Yes
BIOS configuration Serial Peripheral Interface (SPI)	256 Mbit (32 MB) located at SPI_FLASH
Trusted Platform Module (TPM) 2.0 (Discrete TPM Enabled)	24 KB located at TPM 2.0 on chipset
Firmware-TPM (Discrete TPM disabled)	By default the Platform Trust Technology feature is visible to the operating system.
NIC EEPROM	LOM configuration contained within SPI flash ROM instead of LOM e-fuse

Operating system

Your Optiplex 5490 supports the following operating systems:

- Windows 11 Home, 64-bit
- Windows 11 Home National Academic, 64-bit
- Windows 11 Pro, 64-bit
- Windows 11 Pro National Academic, 64-bit
- Windows 10 Home, 64-bit
- Windows 10 Pro, 64-bit
- Windows 10 Home National Academic, 64-bit
- Windows 10 Pro National Academic, 64-bit
- Windows 10 Pro Education, 64-bit
- Windows 10 IoT Enterprise 2019 LTSC (OEM only)
- Windows 10 CMIT Government Edition, 64-bit (China only)
- Ubuntu 20.04 LTS, 64-bit
- Kylin Linux Desktop version 10.1 (China only)

Memory

The following table lists the memory specifications of your Optiplex 5490.

Table 6. Memory specifications

Description	Values
Memory slots	Two SoDIMM slots
Memory type	DDR4
Memory speed	<ul style="list-style-type: none">• 3200 MHz (for 11th Generation i3/i5/i7 processors)• 2933 MHz (for 10th Generation i7 processors)• 2666 MHz (for 10th Generation Pentium/i3/i5 processors)
Maximum memory configuration	64 GB
Minimum memory configuration	4 GB
Memory size per slot	4 GB, 8 GB, 16 GB, 32 GB
Memory configurations supported	<ul style="list-style-type: none">• 4 GB, 1 x 4 GB, DDR4• 8 GB, 1 x 8 GB, DDR4• 8 GB, 2 x 4 GB, DDR4• 16 GB, 1 x 16 GB, DDR4• 16 GB, 2 x 8 GB, DDR4• 32 GB, 1 x 32 GB, DDR4• 32 GB, 2 x 16 GB, DDR4• 64 GB, 2 x 32 GB, DDR4

Memory configuration matrix

The following table lists the memory configurations supported for your OptiPlex 5490 All-in-One.

Table 7. Memory configuration matrix

Configuration	Slot
---------------	------

Table 7. Memory configuration matrix (continued)

	SO-DIMM1	SO-DIMM2
4 GB DDR4	4 GB	NA
8 GB DDR4	8 GB	NA
8 GB DDR4	4 GB	4 GB
16 GB DDR4	16 GB	NA
16 GB DDR4	8 GB	8 GB
32 GB DDR4	32 GB	NA
32 GB DDR4	16 GB	16 GB
64 GB DDR4	32 GB	32 GB

External ports

The following table lists the external ports of your Optiplex 5490.


Table 8. External ports

Description	Values
Network port	One RJ-45 Ethernet port (rear)
USB ports	<ul style="list-style-type: none"> • One USB 3.2 Gen 2x1 Type-C port (side) • One USB 3.2 Gen 2 port (side) • Two USB 3.2 Gen 2 ports (rear) • Two USB 2.0 ports with Smart Power On (rear)
Audio port	<ul style="list-style-type: none"> • One Universal audio port (side) • One Line-out audio port (rear)
Video port	One DP++ 1.4/HDCP 2.3 port (rear)
Media-card reader	One SD 4.0 card slot (side)
Power-adapter port	Not supported
Security-cable slot	One Kensington security-cable slot

Internal slots

The following table lists the internal slots of your Optiplex 5490.

Table 9. Internal slots

Description	Values
M.2	<ul style="list-style-type: none"> • One M.2 2230 slot for Wi-Fi and Bluetooth card • One M.2 2230/2280 slots for solid-state drive <p> NOTE: To learn more about the features of different types of M.2 cards, search in the Knowledge Base Resource at www.dell.com/support.</p>

Ethernet

The following table lists the wired Ethernet Local Area Network (LAN) specifications of your Optiplex 5490.

Table 10. Ethernet specifications

Description	Values
Model number	Intel i219LM
Transfer rate	10/100/1000 Mbps

Wireless module

The following table lists the Wireless Local Area Network (WLAN) modules supported on your Optiplex 5490.

Table 11. Wireless module specifications

Description	Option one	Option two
Model number	Qualcomm QCA61x4A	Intel Wi-Fi 6 AX201
Transfer rate	Up to 867 Mbps	Up to 2.40 Gbps
Frequency bands supported	2.4 GHz/5 GHz	2.4 GHz/5 GHz
Wireless standards	<ul style="list-style-type: none">• Wi-Fi 802.11 a/b/g• Wi-Fi 4 (WiFi 802.11n)• Wi-Fi 5 (WiFi 802.11ac)	<ul style="list-style-type: none">• Wi-Fi 802.11 a/b/g• Wi-Fi 4 (WiFi 802.11n)• Wi-Fi 5 (WiFi 802.11ac)• Wi-Fi 6 (Wi-Fi 802.11ax)
Encryption	<ul style="list-style-type: none">• 64-bit/128-bit WEP• AES-CCMP• TKIP	<ul style="list-style-type: none">• 64-bit/128-bit WEP• AES-CCMP• TKIP
Bluetooth	Bluetooth 5.0	Bluetooth 5.1

Audio

The following table lists the audio specifications of your Optiplex 5490.

Table 12. Audio specifications

Description	Values
Audio controller	Realtek codec ALC3246
Stereo conversion	Supported
Internal audio interface	High definition audio interface
External audio interface	Universal audio port
Number of speakers	Two
Internal-speaker amplifier	Supported (ALC3246 built-in)
External volume controls	Not supported

Table 12. Audio specifications (continued)

Description		Values
Speaker output:		
	Average speaker output	2 W
	Peak speaker output	3 W
Subwoofer output		Not supported
Microphone		2

Storage

This section lists the storage options on your Optiplex 5490.

Your computer supports one of the following configurations:

Table 13. Storage matrix

Storage type	2.5-inch hard drive	M.2 socket
One 2.5-inch hard drive	Yes	No
One M.2 2230/2280 solid-state drive	No	Yes
One M.2 2230/2280 solid-state drive and one 2.5-inch hard-disk drive	Yes	Yes

Your computer supports one of the following configurations:

- One 2.5-inch hard-disk drive
- One M.2 2230/2280 solid-state drive (class 35, 40)
- One M.2 2230/2280 solid-state drive (class 35, 40) and one 2.5-inch hard-disk drive

The primary drive of your computer varies with the storage configuration. For computers:

- With a M.2 drive, the M.2 drive is the primary drive
- Without a M.2 drive, the 2.5-inch hard-disk drive is the primary drive

Table 14. Storage specifications

Storage type	Interface type	Capacity
2.5-inch, 5400 RPM, hard drive	SATA	Up to 1 TB
2.5-inch, 7200 RPM, hard drive	FIPS SATA	500 GB
2.5-inch, 7200 RPM, hard drive, Self-Encrypting, Opal 2.0, FIPS	SATA	Up to 2 TB
M.2 2230, Class 35 solid-state drive	PCIe NVMe Gen3 x4	Up to 512 GB
M.2 2280, Class 40 solid-state drive	PCIe NVMe Gen3 x4	Up to 1 TB
M.2 2280, Class 40 SSD, self-encrypting drive	PCIe NVMe Gen3 x4	Up to 1 TB
M.2 2280, Class 40 SSD	PCIe NVMe Gen4 x4	2 TB

Media-card reader

The following table lists the media cards supported by your Optiplex 5490.

Table 15. Media-card reader specifications

Description	Values
Media-card type	One Secure Digital (SD) 4.0 card
Media-cards supported	<ul style="list-style-type: none"> Secure Digital High Capacity (SDHC) Secure Digital Extended Capacity (SDXC) Secure Digital (SD) 4.0 SD UHS-I (UHS50)
<p>NOTE: The maximum capacity supported by the media-card reader varies depending on the standard of the media card installed in your computer.</p>	

Camera

The following table lists the camera specifications of your Optiplex 5490.

Table 16. Full HD RGB Infrared Webcam

Description	Values
Number of cameras	Two
Type	FHD RGB camera/VGA infrared camera
Location	Front camera
Sensor type	CMOS sensor technology
Resolution	
Camera	
Still image	2.07 megapixels
Video	1920 x 1080 (FHD) at 30 fps
Infrared camera	
Still image	0.30 megapixels
Video	640 x 480 (VGA) at 30 fps
Diagonal viewing angle	
Camera	77.50 degrees
Infrared camera	82.90 degrees

Table 17. Full HD RGB Webcam

Description	Values
Number of cameras	One
Type	FHD RGB camera
Location	Front camera


Table 17. Full HD RGB Webcam (continued)

Description		Values
Sensor type		CMOS sensor technology
Resolution		
Camera		
	Still image	2.07 megapixels
	Video	1920 x 1080 (FHD) at 30 fps
Diagonal viewing angle		77.40 degrees

Power ratings

The following table lists the power rating specifications of OptiPlex 5490 All-in-One.

Table 18. Power ratings

Description	Values	
	220 W Platinum	155 W Bronze
Type	220 W Platinum	155 W Bronze
Diameter (connector)	Not supported	Not supported
Input voltage	90 VAC to 264 VAC	90 VAC to 264 VAC
Input frequency	47 Hz to 63 Hz	47 Hz to 63 Hz
Input current (maximum)	3.6 A	3.6 A
Output current (continuous)	<ul style="list-style-type: none"> • +19.5 VA/8.5 A • +19.5 VB/9.2 A Standby mode: <ul style="list-style-type: none"> • +19.5 VA/0.5 A • +19.5 VB/1.75 A 	<ul style="list-style-type: none"> • +19.5 VA/7.5 A • +19.5 VB/7.0 A Standby mode: <ul style="list-style-type: none"> • +19.5 VA/0.5 A • +19.5 VB/1.75 A
Rated output voltage	<ul style="list-style-type: none"> • +19.5 VA • +19.5 VB 	<ul style="list-style-type: none"> • +19.5 VA • +19.5 VB
BTUs/h (based on PSU max wattage)	750	528
Typical Efficiency (Active PFC)	Not applicable  NOTE: The typical efficiency of Active PFC Power Supply is 70%. APFC Power Supply is not offered with OptiPlex 5490 AIO.	
Temperature range		
Operating	5°C to 42°C (41°F to 107°F)	5°C to 42°C (41°F to 107°F)
Storage	-40°C to 70°C (-40°F to 158°F)	-40°C to 70°C (-40°F to 158°F)
Compliance		
ErP Lot6 Tier 2 0.5 Watt requirement	Yes	Yes
Climate Savers/80Plus compliant	Yes	Yes
Energy Star 8.0 qualified	Yes	Yes
FEMP Standby Power Compliant	Yes	Yes

Power supply connectors

The following table provides information about the power supply connectors of your OptiPlex 5490 All-in-One.

Table 19. Power supply connectors

Power supply unit	Connectors
155 W Bronze	<ul style="list-style-type: none"> One 16 pin connector for system board One 2 pin connector for LED
220 W Platinum	<ul style="list-style-type: none"> One 16 pin connector for system board One 2 pin connector for LED

Display

The following table lists the display specifications of your OptiPlex 5490.

Table 20. Display specifications

Description	Values for non-touch display	Values for touch-display
Display type	Full High Definition (FHD)	Full High Definition (FHD)
Display-panel technology	Wide Viewing Angle (WVA)	Wide Viewing Angle (WVA)
Display-panel dimensions (active area):		
Height	296.46 mm (11.67 in.)	296.46 mm (11.67 in.)
Width	527.04 mm (20.75 in.)	527.04 mm (20.75 in.)
Diagonal	604.70 mm (23.81 in.)	604.70 mm (23.81 in.)
Display-panel native resolution	1920 x 1080	1920 x 1080
Luminance (typical)	250 nits	250 nits
Megapixels	2.07	2.07
Color gamut	72% NTSC typical	72% NTSC typical
Pixels Per Inch (PPI)	92	92
Contrast ratio	<ul style="list-style-type: none"> 700:1 (minimum) 1000:1 (typical) 	<ul style="list-style-type: none"> 700:1 (minimum) 1000:1 (typical)
Response time (max.)	25 ms	25 ms
Refresh rate	60 Hz	60 Hz
Horizontal view angle	<ul style="list-style-type: none"> 170 degrees (minimum) 178 degrees (typical) 	<ul style="list-style-type: none"> 170 degrees (minimum) 178 degrees (typical)
Vertical view angle	<ul style="list-style-type: none"> 170 degrees (minimum) 178 degrees (typical) 	<ul style="list-style-type: none"> 170 degrees (minimum) 178 degrees (typical)
Pixel pitch	0.2745 x 0.2745 mm	0.2745 x 0.2745 mm
Power consumption (maximum)	12.50 W	13.48 W

Table 20. Display specifications (continued)

Description	Values for non-touch display	Values for touch-display
Anti-glare vs glossy finish	Anti-glare	Anti-glare
Adaptive sync	Not applicable	Not applicable
Stylus support	Not applicable	Capacitive touch
Multi-touch feature supported	Not applicable	10-points multi-touch
Display surface	Anti-glare treatment of the front polarizer (Haze 25%, 3H)	Anti-glare treatment of the front polarizer (Haze 25%, 3H)

GPU—Integrated

The following table lists the specifications of the integrated Graphics Processing Unit (GPU) supported by your Optiplex 5490.

Table 21. GPU—Integrated

Controller	Memory size	Processor
Intel UHD Graphics	Not applicable	Intel UHD Graphics for 35 W processors

GPU—Discrete

The following table lists the specifications of the discrete Graphics Processing Unit (GPU) supported by your Optiplex 5490.

Table 22. GPU—Discrete

Controller	External display support	Memory size	Memory type
NVIDIA GeForce GTX 1650	One DP++ 1.4/HDCP 2.3 port (with integrated Intel UHD graphics)	4 GB	GDDR6

Computer environment

Airborne contaminant level: G1 as defined by ISA-S71.04-1985

Table 23. Computer environment

Description	Operating	Storage
Temperature range	10°C to 35°C (50°F to 95°F)	-40°C to 65°C (-40°F to 149°F)
Relative humidity (maximum)	20% to 80% (non-condensing)	5% to 95% (non-condensing)
Vibration (maximum)*	0.26 GRMS	1.37 GRMS
Shock (maximum)	40 G†	105 G†
Altitude (maximum)	0 m to 3048 m (0 ft to 10000 ft)	0 m to 10668 m (0 ft to 35000 ft)

* Measured using a random vibration spectrum that simulates user environment.

† Measured using a 2 ms half-sine pulse when the hard drive is in use.

Security

Table 24. Security

Security options
Kensington lock
Dell Lockable port cover (optional)
Chassis lock slot support
Noble Custom AIO Plate Lock (optional)
Supply chain tamper alerts
Chassis intrusion switch
Trusted Platform Module (Discrete TPM Enabled)
SafeBIOS including Dell Off-host BIOS Verification
BIOS Resilience
BIOS Recovery, and additional BIOS Controls
SafelD including Trusted Platform Module (TPM) 2.0
Self-Encrypting Drives (SED)
Smart card keyboard (FIPS)
D-Pedigree (Secure Supply Chain Functionality)
Dell wired mouse with fingerprinter reader

Data security

Table 25. Data security

Data security options
McAfee® Small Business Security 30 Day Free Trial
McAfee® Small Business Security 12-month subscription
McAfee® Small Business Security 36-month Subscription
SafeGuard and Response, which is powered by VMware Carbon Black and Secureworks
Next Generation Anti-virus (NGAV)
Endpoint Detection and Response (EDR)
Threat Detection and Response (TDR)
Managed Endpoint Detection and Response
Incident Management Retainer
Emergency Incident Response
SafeData

Environmental

Table 26. Environmental specifications

Feature	Values
Recyclable packaging	Yes
BFR/PVC—free chassis	No
Vertical orientation packaging support	Yes
Multi-Pack packaging	No
Energy-Efficient Power Supply	Standard
ENV0424 compliant	Yes

NOTE: Wood-based fiber packaging contains a minimum of 35% recycled content by total weight of wood-based fiber. Packaging that contains without wood-based fiber can be claimed as Not Applicable. The anticipated required criteria for EPEAT 2018.

Regulatory

Table 27. Regulatory

Regulatory compliance
EPEAT registered configurations available
ENERGY STAR compliant configurations available
TCO 8.0 certified configurations available
US CEC MEPS compliant configurations available
Australia and New Zealand MEPS compliant configurations available
CEL
WEEE
Japan Energy Law
South Korea E-standby
EU RoHS
China RoHS

Operating and storage environment


This table lists the operating and storage specifications of your Optiplex 5490.

Airborne contaminant level: G1 as defined by ISA-S71.04-1985

Table 28. Computer environment

Description	Operating	Storage
Temperature range	10°C to 35°C (50°F to 95°F)	-40°C to 65°C (-40°F to 149°F)
Relative humidity (maximum)	20% to 80% (non-condensing)	5% to 95% (non-condensing)
Vibration (maximum)*	0.26 GRMS	1.37 GRMS

Table 28. Computer environment (continued)

Description	Operating	Storage
Shock (maximum)	40 G†	105 G†
Altitude range	0 m to 3048 m (0 ft to 10000 ft)	0 m to 10668 m (0 ft to 35000 ft)
 CAUTION: Operating and storage temperature ranges may differ among components, so operating or storing the device outside these ranges may impact the performance of specific components.		

* Measured using a random vibration spectrum that simulates user environment.


† Measured using a 2 ms half-sine pulse.

Getting help and contacting Dell

Self-help resources


You can get information and help on Dell products and services using these self-help resources:


Table 29. Self-help resources

Self-help resources	Resource location
Information about Dell products and services	www.dell.com
Tips	
Contact Support	In Windows search, type <code>Contact Support</code> , and press Enter.
Online help for operating system	www.dell.com/support/windows www.dell.com/support/linux
Troubleshooting information, user manuals, setup instructions, product specifications, technical help blogs, drivers, software updates, and so on.	www.dell.com/support
Dell knowledge base articles for a variety of computer concerns.	<ol style="list-style-type: none"> 1. Go to https://www.dell.com/support/home/?app=knowledgebase. 2. Type the subject or keyword in the Search box. 3. Click Search to retrieve the related articles.

Contacting Dell

To contact Dell for sales, technical support, or customer service issues, see www.dell.com/contactdell.

 **NOTE:** Availability varies by country and product, and some services may not be available in your country.

 **NOTE:** If you do not have an active internet connection, you can find contact information on your purchase invoice, packing slip, bill, or Dell product catalog.