

Precision 3560

Setup and Specifications

Notes, cautions, and warnings

 **NOTE:** A NOTE indicates important information that helps you make better use of your product.

 **CAUTION:** A CAUTION indicates either potential damage to hardware or loss of data and tells you how to avoid the problem.

 **WARNING:** A WARNING indicates a potential for property damage, personal injury, or death.

Chapter 1: Set up your Precision 3560	4
Chapter 2: Views of Precision 3560	6
Right	6
Left	7
Palm rest	7
Front	8
Bottom	9
Battery charge and status LED	9
Chapter 3: Specifications of Precision 3560	10
Dimensions and weight	10
Processor	11
Chipset	11
Operating system	11
Memory	12
External ports	12
Internal slots	13
Ethernet	13
Wireless module	13
WWAN module	14
Audio	14
Storage	15
Media-card reader	15
Media-card reader	15
Keyboard	16
Camera	16
Clickpad	17
Power adapter	17
Battery	18
Display	19
Sensor and control	20
Fingerprint reader (optional)	20
GPU—Integrated	20
GPU—Discrete	21
Hardware security	21
Operating and storage environment	21
Chapter 4: Keyboard shortcuts	23
Chapter 5: Dell low blue light display	24
Chapter 6: Getting help and contacting Dell	25

Set up your Precision 3560

NOTE: The images in this document may differ from your computer depending on the configuration you ordered.

1. Connect the power adapter and press the power button.



NOTE: The battery may go into power-saving mode during shipment to conserve charge on the battery. Ensure that the power adapter is connected to your computer when it is turned on for the first time.

2. Finish Windows setup.

Follow the on-screen instructions to complete the setup. When setting up, Dell recommends that you:

- Connect to a network for Windows updates.
 - NOTE:** If connecting to a secured wireless network, enter the password for the wireless network access when prompted.
- If connected to the Internet, sign in with or create a Microsoft account. If not connected to the Internet, create an offline account.
- On the **Support and Protection** screen, enter your contact details.

3. Locate and use Dell apps from the Windows Start menu—Recommended.

Table 1. Locate Dell apps




Resources	Description
	<p>SupportAssist</p> <p>Proactively checks the health of your computer's hardware and software. The SupportAssist OS Recovery tool troubleshoots issues with the operating system. For more information, see the SupportAssist documentation at www.dell.com/support.</p> <p>NOTE: In SupportAssist, click the warranty expiry date to renew or upgrade your warranty.</p>

Table 1. Locate Dell apps (continued)


Resources	Description
	<p>Dell Update</p> <p>Updates your computer with critical fixes and latest device drivers as they become available. For more information about using Dell Update, see the knowledge base article SLN305843 at www.dell.com/support.</p>
	<p>Dell Digital Delivery</p> <p>Download software applications, which are purchased but not pre-installed on your computer. For more information about using Dell Digital Delivery, see the knowledge base article 153764 at www.dell.com/support.</p>

Views of Precision 3560

Topics:


- [Right](#)
- [Left](#)
- [Palm rest](#)
- [Front](#)
- [Bottom](#)
- [Battery charge and status LED](#)

Right



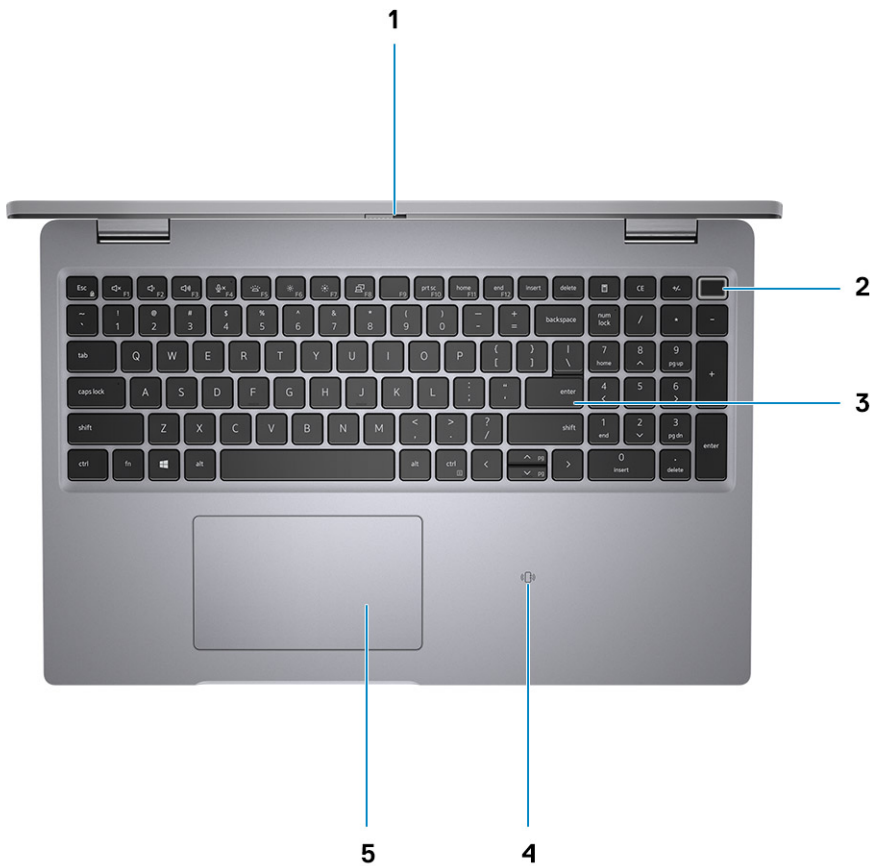
1. microSD-card slot
2. Universal audio port
3. USB 3.2 Gen 1 port
4. USB 3.2 Gen 1 port with PowerShare
5. HDMI 2.0 port
6. RJ45 Ethernet port
7. Wedge-shaped lock slot

Left



- 1. Thunderbolt 4 port with DisplayPort Alt Mode/USB4/Power
- 2. Thunderbolt 4 port with DisplayPort Alt Mode/USB4 Delivery
- 3. Air vents
- 4. Smart card reader slot (optional)

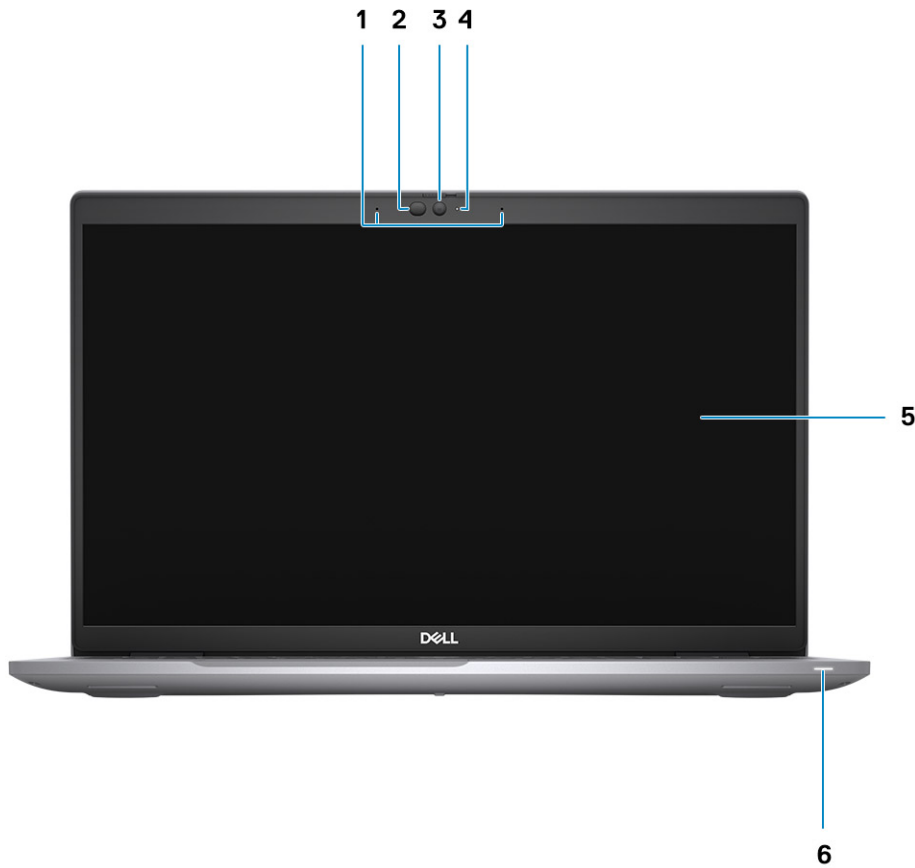
Palm rest



1. Privacy shutter
3. Keyboard
5. Clickpad

2. Power button (with optional fingerprint reader)
4. NFC/Contactless smart card reader—(optional)


Front



1. Dual-array microphones
3. Camera (IR/RGB)
5. Display panel

2. IR emitter/Ambient Light Sensor (ALS)—(optional)
4. Camera status LED
6. Battery diagnostic LED

Bottom



- 1. Speakers
- 2. MicroSim-card slot (optional)
- 3. Service tag label
- 4. Air vent

Battery charge and status LED

Table 2. Battery charge and status LED Indicator

Power Source	LED Behavior	computer Power State	Battery Charge Level
AC Adapter	Off	S0 - S5	Fully Charged
AC Adapter	Solid White	S0 - S5	< Fully Charged
Battery	Off	S0 - S5	11-100%
Battery	Solid Amber (590+/-3 nm)	S0 - S5	< 10%

- S0 (ON) - Computer is turned on.
- S4 (Hibernate) - The computer consumes the least power compared to all other sleep states. The computer is almost at an OFF state, expect for a trickle power. The context data is written to hard drive.
- S5 (OFF) - The computer is in a shutdown state.

Specifications of Precision 3560


Topics:

- Dimensions and weight
- Processor
- Chipset
- Operating system
- Memory
- External ports
- Internal slots
- Ethernet
- Wireless module
- WWAN module
- Audio
- Storage
- Media-card reader
- Keyboard
- Camera
- Clickpad
- Power adapter
- Battery
- Display
- Sensor and control
- Fingerprint reader (optional)
- GPU—Integrated
- GPU—Discrete
- Hardware security
- Operating and storage environment

Dimensions and weight

The following table lists the height, width, depth, and weight of your Precision 3560.

Table 3. Dimensions and weight

Description	Values
Height:	
Front height	19.87 mm (0.78 in.)
Rear height	22.15 mm (0.87 in.)
Width	357.80 mm (14.08 in.)
Depth	236.20 mm (9.29 in.)
Weight	Minimum—1.59 kg (3.50 lb)
 NOTE: The weight of your computer depends on the configuration ordered and manufacturing variability.	

Processor

The following table lists the details of the processors supported by your Precision 3560.

Table 4. Processor

Description	Option one	Option two	Option three	Option four
Processor type	11 th Generation Intel Core i5-1135G7	11 th Generation Intel Core i5-1145G7	11 th Generation Intel Core i7-1165G7	11 th Generation Intel Core i7-1185G7
Processor wattage	17.50 W	17.50 W	17.50 W	17.50 W
Processor core count	4	4	4	4
Processor thread count	8	8	8	8
Processor speed	2.40 GHz to 4.20 GHz	2.60 GHz to 4.40 GHz	2.80 GHz to 4.70 GHz	3 GHz to 4.80 GHz
Processor cache	8 MB	8 MB	12 MB	12 MB
Integrated graphics	Intel Iris X ^e Graphics i NOTE: System with single-channel memory is shown as Intel UHD Graphics in Intel Graphics Command Center (IGCC)	Intel Iris X ^e Graphics i NOTE: System with single-channel memory is shown as Intel UHD Graphics in Intel Graphics Command Center (IGCC)	Intel Iris X ^e Graphics i NOTE: System with single-channel memory is shown as Intel UHD Graphics in Intel Graphics Command Center (IGCC)	Intel Iris X ^e Graphics i NOTE: System with single-channel memory is shown as Intel UHD Graphics in Intel Graphics Command Center (IGCC)

Chipset

The following table lists the details of the chipset supported by your Precision 3560.

Table 5. Chipset

Description	Values
Chipset	Intel PCH-LP
Processor	11 th Generation Intel Core i5/i7 processors
DRAM bus width	64-bit
Flash EPROM	32 MB
PCIe bus	Upto Gen 4

Operating system

Your Precision 3560 supports the following operating systems:

- Windows 10 Pro, 64-bit
- Windows 10 Home, 64-bit
- Ubuntu Linux 20.04 LTS, 64-bit

Memory

The following table lists the memory specifications of your Precision 3560.

Table 6. Memory specifications

Description	Values
Memory slots	Two SO-DIMM slots
Memory type	DDR4
Memory speed	3200 MHz
Maximum memory configuration	64 GB
Minimum memory configuration	4 GB
Memory size per slot	4 GB, 8 GB, 16 GB, 32 GB, 64 GB
Memory configurations supported	<ul style="list-style-type: none">• 4 GB, 1 x 4 GB, DDR4, 3200 MHz• 8 GB, 2 x 4 GB, DDR4, 3200 MHz, dual-channel• 8 GB, 1 x 8 GB, DDR4, 3200 MHz• 16 GB, 2 x 8 GB, DDR4, 3200 MHz, dual-channel• 16 GB, 1 x 16 GB, DDR4, 3200 MHz• 32 GB, 2 x 16 GB, DDR4, 3200 MHz, dual-channel• 64 GB, 2 x 32 GB, DDR4, 3200 MHz, dual-channel

External ports

The following table lists the external ports of your Precision 3560.

Table 7. External ports

Description	Values
Network port	One RJ45 Ethernet port
USB ports	<ul style="list-style-type: none">• One USB 3.2 Gen 1 port• One USB 3.2 Gen 1 port with PowerShare• One Thunderbolt 4 ports with DisplayPort Alt Mode/USB4/Power Delivery• One Thunderbolt 4 ports with DisplayPort Alt Mode/USB4
Audio port	One universal audio port
Video port	One HDMI 2.0 port
Media-card reader	<ul style="list-style-type: none">• One microSD-card slot• One Smart card reader slot• One MicroSim-card slot
Power-adaptor port	USB Type-C power input
Security-cable slot	One wedge-shaped lock slot

Internal slots

The following table lists the internal slots of your Precision 3560.

Table 8. Internal slots

Description	Values
M.2	<ul style="list-style-type: none"> • M.2 2230 slot for Wi-Fi and Bluetooth combo card • M.2 3042 for WWAN card • One M.2 2280 slot for solid-state drive (computer shipped with discrete graphics card) • Two M.2 2280 slots for solid-state drive (computer shipped with UMA graphics card) <p>NOTE: To learn more about the features of different types of M.2 cards, see the knowledge base article 000144170 at www.dell.com/support.</p>

Ethernet

The following table lists the wired Ethernet Local Area Network (LAN) specifications of your Precision 3560.

Table 9. Ethernet specifications

Description	Values
Model number	<ul style="list-style-type: none"> • Intel I219-LM • Intel I219-V
Transfer rate	10/100/1000 Mbps

Wireless module

The following table lists the Wireless Local Area Network (WLAN) module specifications of your Precision 3560.


Table 10. Wireless module specifications

Description	Option one	Option two	Option three
Model number	Intel Wi-Fi 6 AX201	Intel AX210	Qualcomm QCA61x4A
Transfer rate	Up to 2400 Mbps	Up to 2400 Mbps	Up to 867 Mbps
Frequency bands supported	2.4 GHz/5 GHz	2.4 GHz/5 GHz/6 GHz	2.4 GHz/5 GHz
Wireless standards	<ul style="list-style-type: none"> • Wi-Fi 802.11a/b/g • Wi-Fi 4 (WiFi 802.11n) • Wi-Fi 5 (WiFi 802.11ac) • Wi-Fi 6 (WiFi 802.11ax) 	<ul style="list-style-type: none"> • Wi-Fi 802.11a/b/g • Wi-Fi 4 (WiFi 802.11n) • Wi-Fi 5 (WiFi 802.11ac) • Wi-Fi 6 (WiFi 802.11ax) 	<ul style="list-style-type: none"> • Wi-Fi 802.11a/b/g • Wi-Fi 4 (WiFi 802.11n) • Wi-Fi 5 (WiFi 802.11ac)
Encryption	<ul style="list-style-type: none"> • 64-bit/128-bit WEP • AES-CCMP • TKIP 	<ul style="list-style-type: none"> • 64-bit/128-bit WEP • AES-CCMP • TKIP 	<ul style="list-style-type: none"> • 64-bit/128-bit WEP • AES-CCMP • TKIP
Bluetooth	Bluetooth 5.1	Bluetooth 5.2	Bluetooth 5.0

WWAN module

The following table lists the Wireless Wide Area Network (WWAN) module supported on your Precision 3560.

Table 11. WWAN module specifications

Description	Values
Model number	Intel 7360 (DW5820e)
Transfer rate	Up to 450 Mbps DL/50 Mbps UL (Cat 9)
Frequency bands supported	(1, 2, 3, 4, 5, 7, 8, 11, 12, 13, 17, 18, 19, 20, 21, 26, 28, 29, 30, 38, 39, 40, 41, 66), HSPA+ (1, 2, 4, 5, 8)
Wireless standards	<ul style="list-style-type: none"> • LTE Category 16 • UMTS/HSPA+
Encryption	Not supported
Global Navigation Satellite System (GNSS)	Supports GPS, BDS, and GLONASS
 NOTE: For instructions on how to find your computer's IMEI (International Mobile Station Equipment Identity) number, see the knowledge base article 000143678 at www.dell.com/support .	

Audio

Table 12. Audio specifications

Description	Values	
Controller	REALTEK ALC3204	
Stereo conversion	Supported	
Internal interface	High definition audio interface	
External interface	Universal audio port	
Speakers	Two	
Internal speaker amplifier	Supported (audio codec integrated)	
External volume controls	Keyboard shortcut controls	
Speaker output:		
	Average speaker output	2 W
	Peak speaker output	2.5 W
Subwoofer output	Not supported	
Microphone	Dual-array microphones	

Storage

Your computer supports one of the following configurations:

- One M.2 2230, Gen 3 PCIe x4 NVMe, Class 35 SSD (slot 1)
- One M.2 2230, Gen 3 PCIe x4 NVMe, Class 35 SSD (slot 1) with one M.2 2280, Gen 4 PCIe x4 NVMe, Class 40 SSD (slot 2)
- One M.2 2280, Gen 3 PCIe x4 NVMe, Class 40 SSD (slot 1)
- One M.2 2280, Gen 3 PCIe x4 NVMe, Class 40 SSD (slot 1) with M.2 2280, Gen 4 PCIe x4 NVMe, Class 40 SSD (slot 2)
- One M.2 2280, Gen 4 PCIe x4 NVMe, Class 40 SSD (slot 2)
- One M.2 2280, Gen 3 PCIe x4 NVMe, Class 40 SSD, Self-encrypting drive (slot 1)
- One M.2 2280, Gen 3 PCIe x4 NVMe, Class 40 SSD, Self-encrypting drive (slot 1) with one M.2 2280, Gen 4 PCIe x4 NVMe, Class 40 SSD (slot 2)

The primary drive of your computer varies with the storage configuration.

Table 13. Storage specifications

Form factor	Interface type	Capacity
M.2 2230, Class 35 solid-state drive	Gen 3 PCIe x4 NVMe	Up to 512 GB
M.2 2280, Class 40 solid-state drive	Gen 3 PCIe x4 NVMe	Up to 1 TB
M.2 2280, Class 40 solid-state drive	Gen 4 PCIe x4 NVMe	2 TB
M.2 2280, Class 40 solid-state drive, Self-encrypting drive	Gen 3 PCIe x4 NVMe	Up to 512

Media-card reader

Table 14. Media-card reader specifications

Description	Values
Type	One microSD-card
Cards supported	<ul style="list-style-type: none"> • Secure Digital (SD 4.0) • Secure Digital High Capacity (SDHC) • Secure Digital Extended Capacity (SDXC)

Media-card reader

The following table lists the media cards supported by your Precision 3560.

Table 15. Media-card reader specifications

Description	Values
Media-card type	One microSD-card
Media-cards supported	<ul style="list-style-type: none"> • Secure Digital (SD 4.0) • Secure Digital High Capacity (SDHC) • Secure Digital Extended Capacity (SDXC)
<p>NOTE: The maximum capacity supported by the media-card reader varies depending on the standard of the media card installed in your computer.</p>	

Keyboard

The following table lists the keyboard specifications of your Precision 3560.

Table 16. Keyboard specifications

Description	Values
Keyboard type	<ul style="list-style-type: none"> US/UK/JP layout, single point, non-backlit keyboard US/UK/JP layout, single point, backlit keyboard
Keyboard layout	QWERTY
Number of keys	<ul style="list-style-type: none"> United States and Canada: 79 keys United Kingdom: 80 keys Japan: 83 keys
Keyboard size	X=18.05 mm key pitch Y=18.05 mm key pitch
Keyboard shortcuts	Some keys on your keyboard have two symbols on them. These keys can be used to type alternate characters or to perform secondary functions. To type the alternate character, press Shift and the desired key. To perform secondary functions, press Fn and the desired key.

Camera

The following table lists the camera specifications of your Precision 3560.

Table 17. Camera specifications

Description	Values
Number of cameras	Two
Camera type	FHD RGB Infrared camera or HD RGB Infrared camera
Camera location	Front camera
Camera sensor type	CMOS sensor technology
Camera resolution:	
Still image	0.92 megapixel
Video	1280 x 720 (HD/FHD) at 30 fps
Infrared camera resolution:	
Still image	0.23 megapixel
Video	640 x 480 (VGA) at 30 fps
Diagonal viewing angle:	
Camera	<ul style="list-style-type: none"> FHD: 87.6 degrees HD: 87 degrees
Infrared camera	<ul style="list-style-type: none"> FHD: 87.6 degrees

Table 17. Camera specifications (continued)

Description		Values
		<ul style="list-style-type: none"> • HD: 87 degrees

Clickpad

The following table lists the clickpad specifications of your Precision 3560.

Table 18. Clickpad specifications

Description		Values
Clickpad resolution		>=300 dpi
Clickpad dimensions:		
	Horizontal	115 mm (4.53 inch)
	Vertical	67 mm (2.64 inch)

Power adapter

The following table lists the power adapter specifications of your Precision 3560.

Table 19. Power adapter specifications

Description		Values		
Type		65 W AC adapter, USB-C	90 W AC adapter, USB-C	130 W AC adapter, USB-C
Input voltage		100 VAC— 240 VAC	100 VAC—240 VAC	100 VAC—240 VAC
Input frequency		50 Hz—60 Hz	50 Hz—60 Hz	50 Hz—60 Hz
Input current (maximum)		1.7 A	1.5 A	1.8 A
Output current (continuous)		<ul style="list-style-type: none"> • 20 V/3.25 A (Continuous) • 15 V/3 A (Continuous) • 9.0 V/3 A (Continuous) • 5.0 V/3 A (Continuous) 	<ul style="list-style-type: none"> • 20 V/4.5 A (Continuous) • 15 V/3 A (Continuous) • 9.0 V/3 A (Continuous) • 5.0 V/3 A (Continuous) 	<ul style="list-style-type: none"> • 20 V/6.5 A (Continuous) • 5.0 V/1 A (Continuous)
Rated output voltage		20 VDC/15 VDC/9 VDC/5 VDC	20 VDC/15 VDC/9 VDC/5 VDC	20 VDC/5 VDC
Temperature range:				
	Operating	0°C to 40°C (32°F to 104°F)	0°C to 40°C (32°F to 104°F)	0°C to 40°C (32°F to 104°F)
	Storage	-40°C to 70°C (-40°F to 158°F)	-40°C to 70°C (-40°F to 158°F)	-40°C to 70°C (-40°F to 158°F)

Battery

The following table lists the battery specifications of your Precision 3560.

Table 20. Battery specifications

Description		Values			
Battery type		3-cell, 42 Wh lithium-ion, ExpressChargeBoost	3-cell, 42 Wh lithium-ion, LCL	4-cell, 63 Wh lithium-ion, ExpressChargeBoost	4-cell, 63 Wh lithium-ion, LCL
Battery voltage		11.40 VDC	11.40 VDC	15.20 VDC	15.20 VDC
Battery weight (maximum)		0.18 kg (0.40 lb)	0.18 kg (0.40 lb)	0.25 kg (0.55 lb)	0.25 kg (0.55 lb)
Battery dimensions:					
	Height	5.70 mm (0.22 in.)	5.70 mm (0.22 in.)	5.70 mm (0.22 in.)	5.70 mm (0.22 in.)
	Width	95.90 mm (3.78 in.)	95.90 mm (3.78 in.)	95.90 mm (3.78 in.)	95.90 mm (3.78 in.)
	Depth	207.90 mm (8.19 in.)	207.90 mm (8.19 in.)	238.00 mm (9.37 in.)	238.00 mm (9.37 in.)
Temperature range:					
	Operating	<ul style="list-style-type: none"> Charge: 0°C to 50°C (32°F to 122°F) Discharge: 0°C to 70°C (32°F to 158°F) 	<ul style="list-style-type: none"> Charge: 0°C to 50°C (32°F to 122°F) Discharge: 0°C to 70°C (32°F to 158°F) 	<ul style="list-style-type: none"> Charge: 0°C to 50°C (32°F to 122°F) Discharge: 0°C to 70°C (32°F to 158°F) 	<ul style="list-style-type: none"> Charge: 0°C to 50°C (32°F to 122°F) Discharge: 0°C to 70°C (32°F to 158°F)
	Storage	-20°C to 60°C (-4°F to 140°F)	-20°C to 60°C (-4°F to 140°F)	-20°C to 60°C (-4°F to 140°F)	-20°C to 60°C (-4°F to 140°F)
Battery operating time		Varies depending on operating conditions and can significantly reduce under certain power-intensive conditions.	Varies depending on operating conditions and can significantly reduce under certain power-intensive conditions.	Varies depending on operating conditions and can significantly reduce under certain power-intensive conditions.	Varies depending on operating conditions and can significantly reduce under certain power-intensive conditions.
Battery charging time (approximate)		From 0% up to 35% in 20 minutes (ExpressCharge Boost), 2hr (Express charge), 3hr (Standard charge) hours (when the computer is off) i NOTE: Control the charging time, duration, start and end time, and so on using the Dell Power Manager application.	2hr (Express charge), 3hr (Standard charge) hours (when the computer is off) i NOTE: Control the charging time, duration, start and end time, and so on using the Dell Power Manager application.	From 0% up to 35% in 20 minutes (ExpressCharge Boost), 2hr (Express charge), 3hr (Standard charge) hours (when the computer is off) i NOTE: Control the charging time, duration, start and end time, and so on using the Dell Power Manager application.	2hr (Express charge), 3hr (Standard charge) hours (when the computer is off) i NOTE: Control the charging time, duration, start and end time, and so on using the Dell Power Manager application.

Table 20. Battery specifications (continued)

Description	Values			
Life span (approximate)	1 year	1 year	3 years	3 years
Coin-cell battery	CR-2032	CR-2032	CR-2032	CR-2032

Display

Table 21. Display specifications

Description	Values				
Type	15-inch High Definition (HD)	15-inch Full High Definition (FHD)	15-inch Full High Definition (FHD)	15-inch Full High Definition (FHD)	Ultra High Definition (UHD)
Panel technology	Thin-Film-Transistor (TFT), TN (Twisted Nematic)	Thin-Film-Transistor (TFT), Wide Viewing Angle (WVA)	Thin-Film-Transistor (TFT), Wide Viewing Angle (WVA)	Thin-Film-Transistor (TFT), Wide Viewing Angle (WVA), Low Blue Light (LBL)	TFT, Wide Viewing Angle (WVA), Low Blue Light (LBL)
Luminance (typical)	220 nits	250 nits	250 nits	400 nits	400 nits
Dimensions					
	Height	344.16 mm	344.16 mm	344.16 mm	344.16 mm
	Width	193.59 mm	193.59 mm	193.59 mm	193.59 mm
	Diagonal	396.24 mm	396.24 mm	396.24 mm	396.24 mm
Native resolution	1366 x 768	1920 x 1080	1920 x 1080	1920 x 1080	3840 x 2160
Megapixels	1.05	2.07	2.07	2.07	8.29
Color gamut	NTSC 45%	NTSC 45%	NTSC 45%	sRGB 100%	sRGB 100%
Pixels per inch (PPI)	100	141	141	141	283
Contrast ratio (min)	500:1	700:1	700:1	700:1	1000:1
Response time (max)	25 ms	25 ms	25 ms	25 ms	19 ms
Refresh rate	60 Hz	60 Hz	60 Hz	60 Hz	60 Hz
Horizontal view angle	40 +/-degrees	80 +/-degrees	80 +/-degrees	80 +/-degrees	80 +/-degrees
Vertical view angle	10 (U) / 30 (D) +/-degrees	80 +/-degrees	80 +/-degrees	80 +/-degrees	80 +/-degrees
Pixel pitch	0.252 mm	0.17925 mm	0.17925 mm	0.17925 mm	0.08964 mm

Table 21. Display specifications (continued)

Description	Values				
Power consumption (maximum)	4.2 W	4.6 W	4.5 W	4.5 W	4.5 W
Anti-reflective vs Anti-smudge	Anti-glare	Anti-glare	Anti-glare	Anti-glare	Anti-glare
Touch options	No	Yes	No	No	No
Stylus support	No	No	No	No	No

Sensor and control

The following table lists the location of the sensor and control available in your Precision 3560.

Table 22. Sensor and control

Sensor support	
Sensor	Ambient Light Sensor on the hinge-up (optional)
	P-sensor on the hinge-up (optional)
	Accelerometer (G sensor): One on the base (system board) and another on the hinge-up (optional)

Fingerprint reader (optional)

The following table lists the fingerprint-reader specifications of your Precision 3560.


 **NOTE:** The fingerprint reader is located on the power button.

Table 23. Fingerprint reader specifications

Description	Power button option	FIPS option
Fingerprint-reader sensor technology	Capacitive	Capacitive
Fingerprint-reader sensor resolution	500 dpi	508 dpi
Fingerprint-reader sensor pixel size	108 x 88	256 x 360

GPU—Integrated

The following table lists the specifications of the integrated Graphics Processing Unit (GPU) supported by your Precision 3560.

Table 24. GPU—Integrated


Controller	External display support	Memory size	Processor
Intel Iris X ^e Graphics	HDMI 2.0, DisplayPort over USB Type-C	Shared system memory	11 th Generation Intel Core i5/i7 processors  NOTE: System with single-channel memory is shown as Intel UHD Graphics in

Table 24. GPU—Integrated

Controller	External display support	Memory size	Processor
			Intel Graphics Command Center (IGCC).

GPU—Discrete

The following table lists the specifications of the discrete Graphics Processing Unit (GPU) supported by your Precision 3560.

Table 25. GPU—Discrete

Controller	External display support	Memory size	Memory type
NVIDIA T500	NA	2 GB	GDDR6

Hardware security

The following table lists the hardware security options supported by your Precision 3560.

Table 26. Hardware security

Hardware security options
Trusted Platform Module (TPM) 2.0 discrete
FIPS 140-2 certification for TPM
TCG (Trusted Computing Group) Certification for TPM
Fingerprint reader in power button tied to ControlVault 3
ControlVault 3 Advanced Authentication with FIPS 140-2 Level 3 Certification
Contacted Smart Card and ControlVault 3
Contactless Smart Card, NFC, and ControlVault 3
SED SSD NVMe, SSD and HDD (Opal and non-Opal) per SDL
FIPS 201 Full Scan FPR and ControlVault 3


Operating and storage environment

This table lists the operating and storage specifications of your Precision 3560.

Airborne contaminant level: G1 as defined by ISA-S71.04-1985

Table 27. Computer environment

Description	Operating	Storage
Temperature range	0°C to 40°C (32°F to 104°F)	-40°C to 60°C (-40°F to 140°F)
Relative humidity (maximum)	10% to 90% (non-condensing)	0% to 95% (non-condensing)
Vibration (maximum)*	0.66 GRMS	1.30 GRMS
Shock (maximum)	140 G†	160 G†
Altitude range	-15.2 m to 3048 m (-50 ft to 10000 ft)	-15.2 m to 10668 m (-50 ft to 35000 ft)

 **CAUTION:** Operating and storage temperature ranges may differ among components, so operating or storing the device outside these ranges may impact the performance of specific components.

* Measured using a random vibration spectrum that simulates user environment.

† Measured using a 2 ms half-sine pulse when the hard drive is in use.


Keyboard shortcuts

NOTE: Keyboard characters may differ depending on the keyboard language configuration. Keys that are used for shortcuts remain the same across all language configurations.

Table 28. List of keyboard shortcuts

Keys	Primary Behavior	Secondary Behavior (Fn + Key)
Fn + Esc	Escape	Toggle Fn-key lock
Fn + F1	Mute audio	F1 behavior
Fn + F2	Decrease volume	F2 behavior
Fn + F3	Increase volume	F3 behavior
Fn + F4	Mic Mute	F4 behavior
Fn + F5	Keyboard backlight NOTE: Not applicable for non-backlight keyboard.	F5 behavior
Fn + F6	Decrease screen brightness	F6 behavior
Fn + F7	Increase screen brightness	F7 behavior
Fn + F8	Switch to external display	F8 behavior
Fn + F9	Disable camera	F9 behavior
Fn + F10	Print Screen	F10 behavior
Fn + F11	Home	F11 behavior
Fn + F12	End	F12 behavior
Fn + Left Arrow	Left Arrow	Home
Fn + Right Arrow	Right Arrow	End
Fn + Right Ctrl	Emulates right click	--

Dell low blue light display

 **WARNING: Prolonged exposure to blue light from the display may lead to long-term effects such as eye strain, eye fatigue, or damage to the eyes.**

Blue light is a color in the light spectrum which has a short wavelength and high energy. Chronic exposure to blue light, particularly from digital sources, may disrupt sleep patterns and cause long-term effects such as eye strain, eye fatigue, or damage to the eyes.

The display on this computer is designed to minimize blue light and complies with TÜV Rheinland's requirement for low blue light displays.

Low blue light mode is enabled at the factory, so no further configuration is necessary.

To reduce the risk of eye strain, it is also recommended that you:


- Position the display at a comfortable viewing distance between 20 and 28 inches (50 and 70 cm) from your eyes.
- Blink frequently to moisten your eyes, wet your eyes with water, or apply suitable eye drops.
- Look away from your display, and gaze at a distant object at 20 ft (609.60 cm) away for at least 20 seconds during each break.
- Take an extended break for 20 minutes every two hours.

Getting help and contacting Dell

Self-help resources


You can get information and help on Dell products and services using these self-help resources:


Table 29. Self-help resources

Self-help resources	Resource location
Information about Dell products and services	www.dell.com
Tips	
Contact Support	In Windows search, type <code>Contact Support</code> , and press Enter.
Online help for operating system	www.dell.com/support/windows www.dell.com/support/linux
Troubleshooting information, user manuals, setup instructions, product specifications, technical help blogs, drivers, software updates, and so on.	www.dell.com/support
Dell knowledge base articles for a variety of computer concerns.	<ol style="list-style-type: none"> 1. Go to https://www.dell.com/support/home/?app=knowledgebase. 2. Type the subject or keyword in the Search box. 3. Click Search to retrieve the related articles.

Contacting Dell

To contact Dell for sales, technical support, or customer service issues, see www.dell.com/contactdell.

 **NOTE:** Availability varies by country and product, and some services may not be available in your country.

 **NOTE:** If you do not have an active internet connection, you can find contact information on your purchase invoice, packing slip, bill, or Dell product catalog.